

State of Iowa
Abstract of Votes


Marshall County, Iowa

We, the undersigned members of the County Board of Canvassers, hereby certify the following to be a true and correct abstract of the votes cast in this county, at the 2026 Primary Election held on Tuesday, June 02, 2026, as shown by the tally lists returned from the several election precincts.

United States Senator - Rep

Jim Carlin	Received Four Hundred and Thirty-Three (433) votes
Ashley Hinson	Received One Thousand Nine Hundred and Eight (1,908) votes
Scattering	Received Six (6) votes
Total	Two Thousand Three Hundred and Forty-Seven (2,347) votes

IN TESTIMONY WHEREOF, we have hereunto set our hands and caused to be affixed the seal of this county by the Clerk of the Board of Supervisors at Marshalltown, the county seat of Marshall County, this Tuesday, June 09, 2026.




Chairperson







Attest: County Auditor and Clerk of the Board of Supervisors



Members of
the Board
of
Supervisors
and ex-
officio
County
Board of
Canvassers

State of Iowa
Abstract of Votes

Marshall County, Iowa

We, the undersigned members of the County Board of Canvassers, hereby certify the following to be a true and correct abstract of the votes cast in this county, at the 2026 Primary Election held on Tuesday, June 02, 2026, as shown by the tally lists returned from the several election precincts.

United States Senator - Dem

Josh Turek	Received One Thousand and Seventy-Three (1,073) votes
Zach Wahls	Received Six Hundred (600) votes
Scattering	Received Zero (0) votes
Total	One Thousand Six Hundred and Seventy-Three (1,673) votes


IN TESTIMONY WHEREOF, we have hereunto set our hands and caused to be affixed the seal of this county by the Clerk of the Board of Supervisors at Marshalltown, the county seat of Marshall County, this Tuesday, June 09, 2026.




Chairperson







Attest: County Auditor and Clerk of the Board of Supervisors



Members of
the Board
of
Supervisors
and ex-
officio
County
Board of
Canvassers

State of Iowa
Abstract of Votes


Marshall County, Iowa

We, the undersigned members of the County Board of Canvassers, hereby certify the following to be a true and correct abstract of the votes cast in this county, at the 2026 Primary Election held on Tuesday, June 02, 2026, as shown by the tally lists returned from the several election precincts.

United States Representative District 4 - Rep

Chris McGowan	Received Two Thousand and Ninety-One (2,091) votes
Scattering	Received Eight (8) votes
Total	Two Thousand and Ninety-Nine (2,099) votes

IN TESTIMONY WHEREOF, we have hereunto set our hands and caused to be affixed the seal of this county by the Clerk of the Board of Supervisors at Marshalltown, the county seat of Marshall County, this Tuesday, June 09, 2026.




Chairperson







Attest: County Auditor and Clerk of the Board of Supervisors



Members of
the Board
of
Supervisors
and ex-
officio
County
Board of
Canvassers

State of Iowa
Abstract of Votes

Marshall County, Iowa

We, the undersigned members of the County Board of Canvassers, hereby certify the following to be a true and correct abstract of the votes cast in this county, at the 2026 Primary Election held on Tuesday, June 02, 2026, as shown by the tally lists returned from the several election precincts.

United States Representative District 4 - Dem

Dave Dawson	Received Five Hundred and Thirty-Six (536) votes
Stephanie Steiner	Received Five Hundred and Fourteen (514) votes
Ashley WolfTornabane	Received Four Hundred and Eighty-Two (482) votes
Scattering	Received Three (3) votes
Total	One Thousand Five Hundred and Thirty-Five (1,535) votes

IN TESTIMONY WHEREOF, we have hereunto set our hands and caused to be affixed the seal of this county by the Clerk of the Board of Supervisors at Marshalltown, the county seat of Marshall County, this Tuesday, June 09, 2026.




Chairperson







Attest: County Auditor and Clerk of the Board of Supervisors



Members of
the Board
of
Supervisors
and ex-
officio
County
Board of
Canvassers

State of Iowa
Abstract of Votes

Marshall County, Iowa

We, the undersigned members of the County Board of Canvassers, hereby certify the following to be a true and correct abstract of the votes cast in this county, at the 2026 Primary Election held on Tuesday, June 02, 2026, as shown by the tally lists returned from the several election precincts.


Governor - Rep

Eddie Andrews	Received Seventy-Eight (78) votes
Randy Feenstra	Received Nine Hundred and Three (903) votes
Zach Lahn	Received Nine Hundred and Forty-Nine (949) votes
Brad Sherman	Received Eighty-Six (86) votes
Adam Steen	Received Three Hundred and Fifty-Two (352) votes
Scattering	Received Five (5) votes
Total	Two Thousand Three Hundred and Seventy-Three (2,373) votes

IN TESTIMONY WHEREOF, we have hereunto set our hands and caused to be affixed the seal of this county by the Clerk of the Board of Supervisors at Marshalltown, the county seat of Marshall County, this Tuesday, June 09, 2026.



Chairperson







Attest: County Auditor and Clerk of the Board of Supervisors



Members of
the Board
of
Supervisors
and ex-
officio
County
Board of
Canvassers

State of Iowa
Abstract of Votes


Marshall County, Iowa

We, the undersigned members of the County Board of Canvassers, hereby certify the following to be a true and correct abstract of the votes cast in this county, at the 2026 Primary Election held on Tuesday, June 02, 2026, as shown by the tally lists returned from the several election precincts.

Governor - Dem

Rob Sand	Received One Thousand Six Hundred and Sixty-One (1,661) votes
Scattering	Received Four (4) votes
Total	One Thousand Six Hundred and Sixty-Five (1,665) votes

IN TESTIMONY WHEREOF, we have hereunto set our hands and caused to be affixed the seal of this county by the Clerk of the Board of Supervisors at Marshalltown, the county seat of Marshall County, this Tuesday, June 09, 2026.




Chairperson







Attest: County Auditor and Clerk of the Board of Supervisors



Members of
the Board
of
Supervisors
and ex-
officio
County
Board of
Canvassers

State of Iowa
Abstract of Votes

Marshall County, Iowa

We, the undersigned members of the County Board of Canvassers, hereby certify the following to be a true and correct abstract of the votes cast in this county, at the 2026 Primary Election held on Tuesday, June 02, 2026, as shown by the tally lists returned from the several election precincts.

Secretary of State - Rep

Paul D. Pate	Received Two Thousand One Hundred and Eighty-Three (2,183) votes
Scattering	Received Three (3) votes
Total	Two Thousand One Hundred and Eighty-Six (2,186) votes

IN TESTIMONY WHEREOF, we have hereunto set our hands and caused to be affixed the seal of this county by the Clerk of the Board of Supervisors at Marshalltown, the county seat of Marshall County, this Tuesday, June 09, 2026.




Chairperson







Attest: County Auditor and Clerk of the Board of Supervisors



Members of
the Board
of
Supervisors
and ex-
officio
County
Board of
Canvassers

State of Iowa
Abstract of Votes

Marshall County, Iowa

We, the undersigned members of the County Board of Canvassers, hereby certify the following to be a true and correct abstract of the votes cast in this county, at the 2026 Primary Election held on Tuesday, June 02, 2026, as shown by the tally lists returned from the several election precincts.

Secretary of State - Dem

Ryan Peterman	Received One Thousand Five Hundred and Thirty-Three (1,533) votes
Scattering	Received Three (3) votes
Total	One Thousand Five Hundred and Thirty-Six (1,536) votes

IN TESTIMONY WHEREOF, we have hereunto set our hands and caused to be affixed the seal of this county by the Clerk of the Board of Supervisors at Marshalltown, the county seat of Marshall County, this Tuesday, June 09, 2026.




Chairperson







Attest: County Auditor and Clerk of the Board of Supervisors



Members of
the Board
of
Supervisors
and ex-
officio
County
Board of
Canvassers

State of Iowa
Abstract of Votes

Marshall County, Iowa

We, the undersigned members of the County Board of Canvassers, hereby certify the following to be a true and correct abstract of the votes cast in this county, at the 2026 Primary Election held on Tuesday, June 02, 2026, as shown by the tally lists returned from the several election precincts.

Auditor of State - Rep

Chris Cournoyer	Received One Thousand Two Hundred and Twenty-Four (1,224) votes
Abigail Maas	Received Eight Hundred and Seventy-Eight (878) votes
Scattering	Received Two (2) votes
Total	Two Thousand One Hundred and Four (2,104) votes


IN TESTIMONY WHEREOF, we have hereunto set our hands and caused to be affixed the seal of this county by the Clerk of the Board of Supervisors at Marshalltown, the county seat of Marshall County, this Tuesday, June 09, 2026.




Chairperson







Attest: County Auditor and Clerk of the Board of Supervisors



Members of
the Board
of
Supervisors
and ex-
officio
County
Board of
Canvassers

State of Iowa
Abstract of Votes

Marshall County, Iowa

We, the undersigned members of the County Board of Canvassers, hereby certify the following to be a true and correct abstract of the votes cast in this county, at the 2026 Primary Election held on Tuesday, June 02, 2026, as shown by the tally lists returned from the several election precincts.

Auditor of State - Dem

Taylor Wettach	Received One Thousand Five Hundred and Twenty-Two (1,522) votes
Scattering	Received Three (3) votes
Total	One Thousand Five Hundred and Twenty-Five (1,525) votes

IN TESTIMONY WHEREOF, we have hereunto set our hands and caused to be affixed the seal of this county by the Clerk of the Board of Supervisors at Marshalltown, the county seat of Marshall County, this Tuesday, June 09, 2026.




Chairperson







Attest: County Auditor and Clerk of the Board of Supervisors



Members of
the Board
of
Supervisors
and ex-
officio
County
Board of
Canvassers

State of Iowa
Abstract of Votes

Marshall County, Iowa

We, the undersigned members of the County Board of Canvassers, hereby certify the following to be a true and correct abstract of the votes cast in this county, at the 2026 Primary Election held on Tuesday, June 02, 2026, as shown by the tally lists returned from the several election precincts.

Treasurer of State - Rep

Roby Smith	Received Two Thousand and Seventy-Nine (2,079) votes
Scattering	Received Six (6) votes
Total	Two Thousand and Eighty-Five (2,085) votes

IN TESTIMONY WHEREOF, we have hereunto set our hands and caused to be affixed the seal of this county by the Clerk of the Board of Supervisors at Marshalltown, the county seat of Marshall County, this Tuesday, June 09, 2026.




Chairperson







Attest: County Auditor and Clerk of the Board of Supervisors



Members of
the Board
of
Supervisors
and ex-
officio
County
Board of
Canvassers

State of Iowa
Abstract of Votes


Marshall County, Iowa

We, the undersigned members of the County Board of Canvassers, hereby certify the following to be a true and correct abstract of the votes cast in this county, at the 2026 Primary Election held on Tuesday, June 02, 2026, as shown by the tally lists returned from the several election precincts.

Treasurer of State - Dem

John Norwood	Received One Thousand Five Hundred and Twenty-Nine (1,529) votes
Scattering	Received One (1) votes
Total	One Thousand Five Hundred and Thirty (1,530) votes

IN TESTIMONY WHEREOF, we have hereunto set our hands and caused to be affixed the seal of this county by the Clerk of the Board of Supervisors at Marshalltown, the county seat of Marshall County, this Tuesday, June 09, 2026.




Chairperson







Attest: County Auditor and Clerk of the Board of Supervisors



Members of
the Board
of
Supervisors
and ex-
officio
County
Board of
Canvassers

State of Iowa
Abstract of Votes


Marshall County, Iowa

We, the undersigned members of the County Board of Canvassers, hereby certify the following to be a true and correct abstract of the votes cast in this county, at the 2026 Primary Election held on Tuesday, June 02, 2026, as shown by the tally lists returned from the several election precincts.

Secretary of Agriculture - Rep

Mike Naig	Received Two Thousand One Hundred and Seventy-Nine (2,179) votes
Scattering	Received Five (5) votes
Total	Two Thousand One Hundred and Eighty-Four (2,184) votes


IN TESTIMONY WHEREOF, we have hereunto set our hands and caused to be affixed the seal of this county by the Clerk of the Board of Supervisors at Marshalltown, the county seat of Marshall County, this Tuesday, June 09, 2026.




Chairperson







Attest: County Auditor and Clerk of the Board of Supervisors



Members of
the Board
of
Supervisors
and ex-
officio
County
Board of
Canvassers

State of Iowa
Abstract of Votes


Marshall County, Iowa

We, the undersigned members of the County Board of Canvassers, hereby certify the following to be a true and correct abstract of the votes cast in this county, at the 2026 Primary Election held on Tuesday, June 02, 2026, as shown by the tally lists returned from the several election precincts.

Secretary of Agriculture - Dem

Chris Jones	Received One Thousand Five Hundred and Twenty-Four (1,524) votes
Scattering	Received Three (3) votes
Total	One Thousand Five Hundred and Twenty-Seven (1,527) votes

IN TESTIMONY WHEREOF, we have hereunto set our hands and caused to be affixed the seal of this county by the Clerk of the Board of Supervisors at Marshalltown, the county seat of Marshall County, this Tuesday, June 09, 2026.



Chairperson







Attest: County Auditor and Clerk of the Board of Supervisors



Members of
the Board
of
Supervisors
and ex-
officio
County
Board of
Canvassers

State of Iowa
Abstract of Votes

Marshall County, Iowa

We, the undersigned members of the County Board of Canvassers, hereby certify the following to be a true and correct abstract of the votes cast in this county, at the 2026 Primary Election held on Tuesday, June 02, 2026, as shown by the tally lists returned from the several election precincts.

Attorney General - Rep

Brenna Bird	Received Two Thousand One Hundred and Two (2,102) votes
Scattering	Received Sixteen (16) votes
Total	Two Thousand One Hundred and Eighteen (2,118) votes

IN TESTIMONY WHEREOF, we have hereunto set our hands and caused to be affixed the seal of this county by the Clerk of the Board of Supervisors at Marshalltown, the county seat of Marshall County, this Tuesday, June 09, 2026.




Chairperson







Attest: County Auditor and Clerk of the Board of Supervisors



Members of
the Board
of
Supervisors
and ex-
officio
County
Board of
Canvassers

State of Iowa
Abstract of Votes


Marshall County, Iowa

We, the undersigned members of the County Board of Canvassers, hereby certify the following to be a true and correct abstract of the votes cast in this county, at the 2026 Primary Election held on Tuesday, June 02, 2026, as shown by the tally lists returned from the several election precincts.

Attorney General - Dem

Nate Willems	Received One Thousand Five Hundred and Twenty-Eight (1,528) votes
Scattering	Received Three (3) votes
Total	One Thousand Five Hundred and Thirty-One (1,531) votes

IN TESTIMONY WHEREOF, we have hereunto set our hands and caused to be affixed the seal of this county by the Clerk of the Board of Supervisors at Marshalltown, the county seat of Marshall County, this Tuesday, June 09, 2026.




Chairperson







Attest: County Auditor and Clerk of the Board of Supervisors



Members of
the Board
of
Supervisors
and ex-
officio
County
Board of
Canvassers

State of Iowa
Abstract of Votes


Marshall County, Iowa

We, the undersigned members of the County Board of Canvassers, hereby certify the following to be a true and correct abstract of the votes cast in this county, at the 2026 Primary Election held on Tuesday, June 02, 2026, as shown by the tally lists returned from the several election precincts.

State Representative District 51 - Rep

Brett Barker	Received Five Hundred and Eighty-Three (583) votes
Shane Heintz	Received Two Hundred and Three (203) votes
Scattering	Received One (1) votes
Total	Seven Hundred and Eighty-Seven (787) votes


IN TESTIMONY WHEREOF, we have hereunto set our hands and caused to be affixed the seal of this county by the Clerk of the Board of Supervisors at Marshalltown, the county seat of Marshall County, this Tuesday, June 09, 2026.




Chairperson







Attest: County Auditor and Clerk of the Board of Supervisors



Members of
the Board
of
Supervisors
and ex-
officio
County
Board of
Canvassers

State of Iowa
Abstract of Votes

Marshall County, Iowa

We, the undersigned members of the County Board of Canvassers, hereby certify the following to be a true and correct abstract of the votes cast in this county, at the 2026 Primary Election held on Tuesday, June 02, 2026, as shown by the tally lists returned from the several election precincts.

State Representative District 51 - Dem

Teresa Perin	Received Three Hundred and Four (304) votes
Scattering	Received Two (2) votes
Total	Three Hundred and Six (306) votes

IN TESTIMONY WHEREOF, we have hereunto set our hands and caused to be affixed the seal of this county by the Clerk of the Board of Supervisors at Marshalltown, the county seat of Marshall County, this Tuesday, June 09, 2026.




Chairperson







Attest: County Auditor and Clerk of the Board of Supervisors



Members of
the Board
of
Supervisors
and ex-
officio
County
Board of
Canvassers

State of Iowa
Abstract of Votes


Marshall County, Iowa

We, the undersigned members of the County Board of Canvassers, hereby certify the following to be a true and correct abstract of the votes cast in this county, at the 2026 Primary Election held on Tuesday, June 02, 2026, as shown by the tally lists returned from the several election precincts.

State Representative District 52 - Rep

David Blom	Received One Thousand Four Hundred and Thirty-Four (1,434) votes
Scattering	Received Nine (9) votes
Total	One Thousand Four Hundred and Forty-Three (1,443) votes

IN TESTIMONY WHEREOF, we have hereunto set our hands and caused to be affixed the seal of this county by the Clerk of the Board of Supervisors at Marshalltown, the county seat of Marshall County, this Tuesday, June 09, 2026.




Chairperson







Attest: County Auditor and Clerk of the Board of Supervisors



Members of
the Board
of
Supervisors
and ex-
officio
County
Board of
Canvassers

State of Iowa
Abstract of Votes


Marshall County, Iowa

We, the undersigned members of the County Board of Canvassers, hereby certify the following to be a true and correct abstract of the votes cast in this county, at the 2026 Primary Election held on Tuesday, June 02, 2026, as shown by the tally lists returned from the several election precincts.

State Representative District 52 - Dem

Mike Tupper	Received One Thousand Two Hundred and Seventy-Two (1,272) votes
Scattering	Received Three (3) votes
Total	One Thousand Two Hundred and Seventy-Five (1,275) votes


IN TESTIMONY WHEREOF, we have hereunto set our hands and caused to be affixed the seal of this county by the Clerk of the Board of Supervisors at Marshalltown, the county seat of Marshall County, this Tuesday, June 09, 2026.




Chairperson







Attest: County Auditor and Clerk of the Board of Supervisors



Members of
the Board
of
Supervisors
and ex-
officio
County
Board of
Canvassers

State of Iowa
Abstract of Votes

Marshall County, Iowa

We, the undersigned members of the County Board of Canvassers, hereby certify the following to be a true and correct abstract of the votes cast in this county, at the 2026 Primary Election held on Tuesday, June 02, 2026, as shown by the tally lists returned from the several election precincts.


County Supervisor - Rep

Jarret P. Heil	Received One Thousand Three Hundred and Ninety-Eight (1,398) votes
Carol Hibbs	Received One Thousand Two Hundred and Fifty-Seven (1,257) votes
Tony Reed	Received Four Hundred and Sixty-Five (465) votes
Bill Schendel	Received One Thousand and Twenty-Eight (1,028) votes
Scattering	Received Four (4) votes
Total	Four Thousand One Hundred and Fifty-Two (4,152) votes

We therefore declare :

Jarret P. Heil to be duly nominated for the office of County Supervisor - Rep.
Carol Hibbs to be duly nominated for the office of County Supervisor - Rep.

IN TESTIMONY WHEREOF, we have hereunto set our hands and caused to be affixed the seal of this county by the Clerk of the Board of Supervisors at Marshalltown, the county seat of Marshall County, this Tuesday, June 09, 2026.



Jarret P. Heil
Chairperson

Carol Hibbs

Carol Hibbs

Narbenson

Members of
the Board
of
Supervisors
and ex-
officio
County
Board of
Canvassers

Attest: County Auditor and Clerk of the Board of Supervisors

State of Iowa
Abstract of Votes

Marshall County, Iowa

We, the undersigned members of the County Board of Canvassers, hereby certify the following to be a true and correct abstract of the votes cast in this county, at the 2026 Primary Election held on Tuesday, June 02, 2026, as shown by the tally lists returned from the several election precincts.


County Supervisor - Dem


DeMorris Dean	Received One Thousand Four Hundred and Seventy-Eight (1,478) votes
Scattering	Received Twelve (12) votes
Total	One Thousand Four Hundred and Ninety (1,490) votes


We therefore declare :


DeMorris Dean to be duly nominated for the office of County Supervisor - Dem.

IN TESTIMONY WHEREOF, we have hereunto set our hands and caused to be affixed the seal of this county by the Clerk of the Board of Supervisors at Marshalltown, the county seat of Marshall County, this Tuesday, June 09, 2026.


Chairperson


Carol Hilbs





Members of
the Board
of
Supervisors
and ex-
officio
County
Board of
Canvassers


Attest: County Auditor and Clerk of the Board of Supervisors

State of Iowa
Abstract of Votes

Marshall County, Iowa

We, the undersigned members of the County Board of Canvassers, hereby certify the following to be a true and correct abstract of the votes cast in this county, at the 2026 Primary Election held on Tuesday, June 02, 2026, as shown by the tally lists returned from the several election precincts.

County Supervisor To Fill Vacancy - Rep

Christian Goodman	Received Two Thousand One Hundred and Nineteen (2,119) votes
Scattering	Received Sixteen (16) votes
Total	Two Thousand One Hundred and Thirty-Five (2,135) votes

We therefore declare :

Christian Goodman to be duly nominated for the office of County Supervisor To Fill Vacancy - Rep.


IN TESTIMONY WHEREOF, we have hereunto set our hands and caused to be affixed the seal of this county by the Clerk of the Board of Supervisors at Marshalltown, the county seat of Marshall County, this Tuesday, June 09, 2026.




Chairperson







Attest: County Auditor and Clerk of the Board of Supervisors



Members of
the Board
of
Supervisors
and ex-
officio
County
Board of
Canvassers

State of Iowa
Abstract of Votes

Marshall County, Iowa

We, the undersigned members of the County Board of Canvassers, hereby certify the following to be a true and correct abstract of the votes cast in this county, at the 2026 Primary Election held on Tuesday, June 02, 2026, as shown by the tally lists returned from the several election precincts.

County Supervisor To Fill Vacancy - Dem

Scattering	Received Eighty (80) votes
Total	Eighty (80) votes

IN TESTIMONY WHEREOF, we have hereunto set our hands and caused to be affixed the seal of this county by the Clerk of the Board of Supervisors at Marshalltown, the county seat of Marshall County, this Tuesday, June 09, 2026.




Chairperson




Carol Hilbers





Attest: County Auditor and Clerk of the Board of Supervisors



Members of
the Board
of
Supervisors
and ex-
officio
County
Board of
Canvassers

State of Iowa
Abstract of Votes

Marshall County, Iowa

We, the undersigned members of the County Board of Canvassers, hereby certify the following to be a true and correct abstract of the votes cast in this county, at the 2026 Primary Election held on Tuesday, June 02, 2026, as shown by the tally lists returned from the several election precincts.


County Treasurer - Rep

Deann S. Tomlinson	Received Two Thousand One Hundred and Fifty-Six (2,156) votes
Scattering	Received Eleven (11) votes
Total	Two Thousand One Hundred and Sixty-Seven (2,167) votes


We therefore declare :

Deann S. Tomlinson to be duly nominated for the office of County Treasurer - Rep.


IN TESTIMONY WHEREOF, we have hereunto set our hands and caused to be affixed the seal of this county by the Clerk of the Board of Supervisors at Marshalltown, the county seat of Marshall County, this Tuesday, June 09, 2026.




Chairperson



Carol Kuller



Christa Egan



Members of
the Board
of
Supervisors
and ex-
officio
County
Board of
Canvassers



Attest: County Auditor and Clerk of the Board of Supervisors

State of Iowa
Abstract of Votes

Marshall County, Iowa

We, the undersigned members of the County Board of Canvassers, hereby certify the following to be a true and correct abstract of the votes cast in this county, at the 2026 Primary Election held on Tuesday, June 02, 2026, as shown by the tally lists returned from the several election precincts.

County Treasurer - Dem

Scattering	Received Fifty (50) votes
Total	Fifty (50) votes

IN TESTIMONY WHEREOF, we have hereunto set our hands and caused to be affixed the seal of this county by the Clerk of the Board of Supervisors at Marshalltown, the county seat of Marshall County, this Tuesday, June 09, 2026.




Chairperson







Attest: County Auditor and Clerk of the Board of Supervisors



Members of
the Board
of
Supervisors
and ex-
officio
County
Board of
Canvassers

State of Iowa
Abstract of Votes

Marshall County, Iowa

We, the undersigned members of the County Board of Canvassers, hereby certify the following to be a true and correct abstract of the votes cast in this county, at the 2026 Primary Election held on Tuesday, June 02, 2026, as shown by the tally lists returned from the several election precincts.


County Attorney - Rep

Jordan Gaffney	Received Two Thousand and Sixty-Seven (2,067) votes
Scattering	Received Five (5) votes
Total	Two Thousand and Seventy-Two (2,072) votes

We therefore declare :


Jordan Gaffney to be duly nominated for the office of County Attorney - Rep.

IN TESTIMONY WHEREOF, we have hereunto set our hands and caused to be affixed the seal of this county by the Clerk of the Board of Supervisors at Marshalltown, the county seat of Marshall County, this Tuesday, June 09, 2026.




Chairperson







Attest: County Auditor and Clerk of the Board of Supervisors



Members of
the Board
of
Supervisors
and ex-
officio
County
Board of
Canvassers

State of Iowa
Abstract of Votes


Marshall County, Iowa

We, the undersigned members of the County Board of Canvassers, hereby certify the following to be a true and correct abstract of the votes cast in this county, at the 2026 Primary Election held on Tuesday, June 02, 2026, as shown by the tally lists returned from the several election precincts.

County Attorney - Dem

Scattering	Received Forty-Eight (48) votes
Total	Forty-Eight (48) votes


IN TESTIMONY WHEREOF, we have hereunto set our hands and caused to be affixed the seal of this county by the Clerk of the Board of Supervisors at Marshalltown, the county seat of Marshall County, this Tuesday, June 09, 2026.




Chairperson







Attest: County Auditor and Clerk of the Board of Supervisors



Members of
the Board
of
Supervisors
and ex-
officio
County
Board of
Canvassers

Election Canvass Summary

Canvass date:
06/09/2026

Iowa Secretary of State's office

2026 Primary Election held on Tuesday, June 02, 2026

IN TESTIMONY WHEREOF, we have hereunto set our hands and caused to be affixed the seal of this county by the Clerk of the Board of Supervisors at Marshalltown, the county seat of Marshall County.



Chairperson

[Handwritten signature]

[Handwritten signature]

Members of the Board of
Supervisors and ex-officio
County
Board of Canvassers

Attest: County Auditor and Clerk of the Board of Supervisors

[Handwritten signature]



MARSHALL COUNTY ELECTION CANVASS SUMMARY
2026 Primary Election
United States Senator - Rep.

	Jim Carlin, REP	Ashley Hinson, REP	Write-in	Undervotes	Overvotes	Total
Bangor/Liscomb/Taylor	Election Day 28	118	0	2	0	148
	Absentee 4	35	1	1	0	41
	Total 32	153	1	3	0	189
Eden/Logan/Washington	Election Day 28	162	0	5	0	195
	Absentee 3	18	0	2	0	23
	Total 31	180	0	7	0	218
Green Castle/LeGrand	Election Day 31	113	0	5	0	149
	Absentee 1	17	0	0	0	18
	Total 32	130	0	5	0	167
Jefferson/Timber Creek	Election Day 27	160	1	4	0	192
	Absentee 2	19	0	3	0	24
	Total 29	179	1	7	0	216
Liberty/Marietta/Minerva	Election Day 10	94	0	1	0	105
	Absentee 0	10	0	0	0	10
	Total 10	104	0	1	0	115
Marion/Vienna	Election Day 27	80	0	3	0	110
	Absentee 7	10	0	0	0	17
	Total 34	90	0	3	0	127
Marshalltown City 1-1	Election Day 14	22	0	0	0	36
	Absentee 1	5	0	0	0	6
	Total 15	27	0	0	0	42
Marshalltown City 1-2	Election Day 9	33	0	0	0	42
	Absentee 3	2	0	0	0	5
	Total 12	35	0	0	0	47
Marshalltown City 2-1	Election Day 32	60	0	1	0	93
	Absentee 18	38	1	2	0	59

		Jim Carlin, REP	Ashley Hinson, REP	Write-in	Undervotes	Overvotes	Total
	Total	50	98	1	3	0	152
Marshalltown City 2-2	Election Day	29	107	0	6	0	142
	Absentee	7	37	1	0	0	45
	Total	36	144	1	6	0	187
Marshalltown City 3-1	Election Day	21	135	0	4	0	160
	Absentee	7	32	0	1	0	40
	Total	28	167	0	5	0	200
Marshalltown City 3-2	Election Day	14	172	2	6	0	194
	Absentee	6	51	0	0	0	57
	Total	20	223	2	6	0	251
Marshalltown City 4-1	Election Day	21	72	0	2	0	95
	Absentee	6	27	0	1	0	34
	Total	27	99	0	3	0	129
Marshalltown City 4-2	Election Day	25	120	0	3	0	148
	Absentee	9	22	0	2	1	34
	Total	34	142	0	5	1	182
State Center	Election Day	41	124	0	5	0	170
	Absentee	2	13	0	1	0	16
	Total	43	137	0	6	0	186
Total	Election Day	357	1,572	3	47	0	1,979
	Absentee	76	336	3	13	1	429
Total	Total	433	1,908	6	60	1	2,408



MARSHALL COUNTY ELECTION CANVASS SUMMARY

2026 Primary Election

United States Senator - Dem.

	Josh Turek, DEM	Zach Wahls, DEM	Write-in	Undervotes	Overvotes	Total
Bangor/Liscomb/Taylor	Election Day 49	14	0	2	0	65
	Absentee 19	12	0	0	0	31
	Total 68	26	0	2	0	96
Eden/Logan/Washington	Election Day 49	21	0	2	0	72
	Absentee 13	2	0	0	0	15
	Total 62	23	0	2	0	87
Green Castle/LeGrand	Election Day 46	10	0	2	0	58
	Absentee 7	5	0	0	0	12
	Total 53	15	0	2	0	70
Jefferson/Timber Creek	Election Day 22	21	0	0	0	43
	Absentee 19	6	0	1	0	26
	Total 41	27	0	1	0	69
Liberty/Marietta/Minerva	Election Day 20	13	0	0	0	33
	Absentee 3	0	0	0	0	3
	Total 23	13	0	0	0	36
Marion/Vienna	Election Day 28	9	0	0	0	37
	Absentee 14	8	0	0	0	22
	Total 42	17	0	0	0	59
Marshalltown City 1-1	Election Day 40	17	0	0	0	57
	Absentee 10	2	0	0	0	12
	Total 50	19	0	0	0	69
Marshalltown City 1-2	Election Day 57	34	0	1	0	92
	Absentee 6	6	0	0	0	12
	Total 63	40	0	1	0	104
Marshalltown City 2-1	Election Day 50	38	0	3	0	91
	Absentee 52	27	0	4	0	83

		Josh Turek, DEM	Zach Wahls, DEM	Write-in	Undervotes	Overvotes	Total
	Total	102	65	0	7	0	174
Marshalltown City 2-2	Election Day	63	52	0	1	0	116
	Absentee	39	18	0	0	0	57
	Total	102	70	0	1	0	173
Marshalltown City 3-1	Election Day	69	50	0	1	0	120
	Absentee	32	27	0	1	0	60
	Total	101	77	0	2	0	180
Marshalltown City 3-2	Election Day	69	47	0	0	0	116
	Absentee	65	29	0	1	0	95
	Total	134	76	0	1	0	211
Marshalltown City 4-1	Election Day	63	39	0	2	0	104
	Absentee	21	12	0	1	0	34
	Total	84	51	0	3	0	138
Marshalltown City 4-2	Election Day	81	48	0	3	0	132
	Absentee	34	12	0	1	0	47
	Total	115	60	0	4	0	179
State Center	Election Day	26	17	0	1	0	44
	Absentee	7	4	0	0	0	11
	Total	33	21	0	1	0	55
Total	Election Day	732	430	0	18	0	1,180
	Absentee	341	170	0	9	0	520
Total	Total	1,073	600	0	27	0	1,700



MARSHALL COUNTY ELECTION CANVASS SUMMARY

2026 Primary Election

United States Representative District 4 - Rep.

	Chris McGowan, REP	Write-in	Undervotes	Overvotes	Total
Bangor/Liscomb/Taylor	Election Day 131	0	17	0	148
	Absentee 37	1	3	0	41
	Total 168	1	20	0	189
Eden/Logan/Washington	Election Day 170	0	25	0	195
	Absentee 19	0	4	0	23
	Total 189	0	29	0	218
Green Castle/LeGrand	Election Day 124	0	25	0	149
	Absentee 16	0	2	0	18
	Total 140	0	27	0	167
Jefferson/Timber Creek	Election Day 174	1	17	0	192
	Absentee 19	0	5	0	24
	Total 193	1	22	0	216
Liberty/Marietta/Minerva	Election Day 90	0	15	0	105
	Absentee 8	0	2	0	10
	Total 98	0	17	0	115
Marion/Vienna	Election Day 90	0	20	0	110
	Absentee 17	0	0	0	17
	Total 107	0	20	0	127
Marshalltown City 1-1	Election Day 33	0	3	0	36
	Absentee 6	0	0	0	6
	Total 39	0	3	0	42
Marshalltown City 1-2	Election Day 34	0	8	0	42
	Absentee 5	0	0	0	5
	Total 39	0	8	0	47
Marshalltown City 2-1	Election Day 84	0	9	0	93
	Absentee 50	1	8	0	59

		Chris McGowan, REP	Write-in	Undervotes	Overvotes	Total
	Total	134	1	17	0	152
Marshallown City 2-2	Election Day	118	1	23	0	142
	Absentee	35	1	9	0	45
	Total	153	2	32	0	187
Marshallown City 3-1	Election Day	129	0	31	0	160
	Absentee	35	0	5	0	40
	Total	164	0	36	0	200
Marshallown City 3-2	Election Day	172	2	20	0	194
	Absentee	52	0	5	0	57
	Total	224	2	25	0	251
Marshallown City 4-1	Election Day	84	1	10	0	95
	Absentee	30	0	4	0	34
	Total	114	1	14	0	129
Marshallown City 4-2	Election Day	133	0	15	0	148
	Absentee	32	0	2	0	34
	Total	165	0	17	0	182
State Center	Election Day	150	0	20	0	170
	Absentee	14	0	2	0	16
	Total	164	0	22	0	186
	Election Day	1,716	5	258	0	1,979
	Absentee	375	3	51	0	429
	Total	2,091	8	309	0	2,408



MARSHALL COUNTY ELECTION CANVASS SUMMARY

2026 Primary Election

United States Representative District 4 - Dem.

	Dave Dawson, DEM	Stephanie Steiner, DEM	Ashley WolfOrnabane, DEM	Write-in	Undervotes	Overvotes	Total
Bangor/Liscomb/Taylor	Election Day 17	16	24	0	8	0	65
	Absentee 13	8	7	0	3	0	31
	Total 30	24	31	0	11	0	96
Eden/Logan/Washington	Election Day 20	22	23	0	7	0	72
	Absentee 7	5	2	0	1	0	15
	Total 27	27	25	0	8	0	87
Green Castle/LeGrand	Election Day 26	8	17	0	7	0	58
	Absentee 4	3	4	0	1	0	12
	Total 30	11	21	0	8	0	70
Jefferson/Timber Creek	Election Day 13	7	13	0	10	0	43
	Absentee 15	8	1	0	2	0	26
	Total 28	15	14	0	12	0	69
Liberty/Marietta/Minerva	Election Day 12	13	8	0	0	0	33
	Absentee 3	0	0	0	0	0	3
	Total 15	13	8	0	0	0	36
Marion/Vienna	Election Day 10	11	12	0	4	0	37
	Absentee 7	4	9	0	2	0	22
	Total 17	15	21	0	6	0	59
Marshalltown City 1-1	Election Day 18	20	17	0	2	0	57
	Absentee 6	3	1	0	2	0	12
	Total 24	23	18	0	4	0	69
Marshalltown City 1-2	Election Day 19	37	28	0	8	0	92
	Absentee 3	5	3	0	1	0	12
	Total 22	42	31	0	9	0	104
Marshalltown City 2-1	Election Day 19	24	32	0	16	0	91
	Absentee 26	22	25	0	10	0	83

		Dave Dawson, DEM	Stephanie Steiner, DEM	Ashley WolfTornabane, DEM	Write-in	Undervotes	Overvotes	Total
	Total	45	46	57	0	26	0	174
Marshallown City 2-2	Election Day	37	35	37	0	7	0	116
	Absentee	28	16	10	0	3	0	57
	Total	65	51	47	0	10	0	173
Marshallown City 3-1	Election Day	28	44	36	0	12	0	120
	Absentee	23	16	14	0	7	0	60
	Total	51	60	50	0	19	0	180
Marshallown City 3-2	Election Day	35	39	32	0	10	0	116
	Absentee	35	24	24	0	12	0	95
	Total	70	63	56	0	22	0	211
Marshallown City 4-1	Election Day	25	44	24	2	9	0	104
	Absentee	18	10	5	0	1	0	34
	Total	43	54	29	2	10	0	138
Marshallown City 4-2	Election Day	35	42	43	0	12	0	132
	Absentee	14	11	17	1	4	0	47
	Total	49	53	60	1	16	0	179
State Center	Election Day	12	15	13	0	4	0	44
	Absentee	8	2	1	0	0	0	11
	Total	20	17	14	0	4	0	55
Total	Election Day	326	377	359	2	116	0	1,180
	Absentee	210	137	123	1	49	0	520
	Total	536	514	482	3	165	0	1,700



MARSHALL COUNTY ELECTION CANVASS SUMMARY

2026 Primary Election

Governor - Rep.

	Eddie Andrews, REP	Randy Feenstra, REP	Zach Lahn, REP	Brad Sherman, REP	Adam Steen, REP	Write-in	Undervotes	Overvotes	Total
Bangor/Liscomb/Taylor	Election Day 3	54	74	5	10	0	1	1	148
	Absentee 0	15	8	2	13	2	1	0	41
	Total 3	69	82	7	23	2	2	1	189
Eden/Logan/Washington	Election Day 3	71	74	4	40	1	2	0	195
	Absentee 1	11	6	1	4	0	0	0	23
	Total 4	82	80	5	44	1	2	0	218
Green Castle/LeGrand	Election Day 3	56	68	3	18	0	1	0	149
	Absentee 2	9	4	0	3	0	0	0	18
	Total 5	65	72	3	21	0	1	0	167
Jefferson/Timber Creek	Election Day 2	58	96	9	24	0	3	0	192
	Absentee 0	8	6	0	10	0	0	0	24
	Total 2	66	102	9	34	0	3	0	216
Liberty/Marietta/Minerva	Election Day 0	41	42	4	14	0	4	0	105
	Absentee 0	3	3	2	2	0	0	0	10
	Total 0	44	45	6	16	0	4	0	115
Marion/Vienna	Election Day 3	29	57	4	16	0	1	0	110
	Absentee 0	14	2	0	0	0	0	1	17
	Total 3	43	59	4	16	0	1	1	127
Marshalltown City 1-1	Election Day 3	15	12	1	5	0	0	0	36
	Absentee 0	2	2	1	1	0	0	0	6
	Total 3	17	14	2	6	0	0	0	42
Marshalltown City 1-2	Election Day 2	15	16	1	7	0	1	0	42
	Absentee 1	2	0	1	1	0	0	0	5
	Total 3	17	16	2	8	0	1	0	47
Marshalltown City 2-1	Election Day 6	25	44	6	10	1	1	0	93
	Absentee 1	26	19	4	7	0	1	1	59

		Eddie Andrews, REP	Randy Feenstra, REP	Zach Lahn, REP	Brad Sherman, REP	Adam Steen, REP	Write-in	Undervotes	Overvotes	Total
	Total	7	51	63	10	17	1	2	1	152
Marshallown City 2-2	Election Day	11	45	63	4	15	0	4	0	142
	Absentee	6	18	11	3	5	0	2	0	45
	Total	17	63	74	7	20	0	6	0	187
Marshallown City 3-1	Election Day	5	72	55	5	19	0	4	0	160
	Absentee	3	14	10	1	12	0	0	0	40
	Total	8	86	65	6	31	0	4	0	200
Marshallown City 3-2	Election Day	8	87	58	8	28	1	4	0	194
	Absentee	1	25	17	3	10	0	1	0	57
	Total	9	112	75	11	38	1	5	0	251
Marshallown City 4-1	Election Day	5	50	23	2	15	0	0	0	95
	Absentee	0	16	9	3	6	0	0	0	34
	Total	5	66	32	5	21	0	0	0	129
Marshallown City 4-2	Election Day	5	61	57	2	23	0	0	0	148
	Absentee	0	15	10	3	5	0	1	0	34
	Total	5	76	67	5	28	0	1	0	182
State Center	Election Day	4	37	99	4	26	0	0	0	170
	Absentee	0	9	4	0	3	0	0	0	16
	Total	4	46	103	4	29	0	0	0	186
Total	Election Day	63	716	838	62	270	3	26	1	1,979
	Absentee	15	187	111	24	82	2	6	2	429
	Total	78	903	949	86	352	5	32	3	2,408



MARSHALL COUNTY ELECTION CANVASS SUMMARY

2026 Primary Election

Governor - Dem.

		Rob Sand, DEM	Write-in	Undervotes	Overvotes	Total
Bangor/Liscomb/Taylor	Election Day	62	0	3	0	65
	Absentee	31	0	0	0	31
	Total	93	0	3	0	96
Eden/Logan/Washington	Election Day	71	0	1	0	72
	Absentee	14	0	1	0	15
	Total	85	0	2	0	87
Green Castle/LeGrand	Election Day	57	0	1	0	58
	Absentee	12	0	0	0	12
	Total	69	0	1	0	70
Jefferson/Timber Creek	Election Day	41	0	2	0	43
	Absentee	25	0	1	0	26
	Total	66	0	3	0	69
Liberty/Marietta/Minerva	Election Day	32	0	1	0	33
	Absentee	3	0	0	0	3
	Total	35	0	1	0	36
Marion/Vienna	Election Day	36	0	1	0	37
	Absentee	21	0	1	0	22
	Total	57	0	2	0	59
Marshalltown City 1-1	Election Day	57	0	0	0	57
	Absentee	11	0	1	0	12
	Total	68	0	1	0	69
Marshalltown City 1-2	Election Day	90	0	2	0	92
	Absentee	12	0	0	0	12
	Total	102	0	2	0	104
Marshalltown City 2-1	Election Day	86	0	5	0	91
	Absentee	79	1	3	0	83

		Rob Sand, DEM	Write-in	Undervotes	Overvotes	Total
	Total	165	1	8	0	174
Marshalltown City 2-2	Election Day	115	1	0	0	116
	Absentee	57	0	0	0	57
	Total	172	1	0	0	173
Marshalltown City 3-1	Election Day	120	0	0	0	120
	Absentee	56	0	4	0	60
	Total	176	0	4	0	180
Marshalltown City 3-2	Election Day	114	1	1	0	116
	Absentee	91	0	4	0	95
	Total	205	1	5	0	211
Marshalltown City 4-1	Election Day	102	0	2	0	104
	Absentee	34	0	0	0	34
	Total	136	0	2	0	138
Marshalltown City 4-2	Election Day	131	0	1	0	132
	Absentee	47	0	0	0	47
	Total	178	0	1	0	179
State Center	Election Day	43	1	0	0	44
	Absentee	11	0	0	0	11
	Total	54	1	0	0	55
Total	Election Day	1,157	3	20	0	1,180
	Absentee	504	1	15	0	520
	Total	1,661	4	35	0	1,700



MARSHALL COUNTY ELECTION CANVASS SUMMARY
2026 Primary Election
Secretary of State - Rep.

	Paul D. Pate, REP	Write-in	Undervotes	Overvotes	Total
Bangor/Liscomb/Taylor	Election Day 134	0	14	0	148
	Absentee 41	0	0	0	41
	Total 175	0	14	0	189
Eden/Logan/Washington	Election Day 175	0	20	0	195
	Absentee 22	0	1	0	23
	Total 197	0	21	0	218
Green Castle/LeGrand	Election Day 129	0	20	0	149
	Absentee 18	0	0	0	18
	Total 147	0	20	0	167
Jefferson/Timber Creek	Election Day 177	1	14	0	192
	Absentee 20	0	4	0	24
	Total 197	1	18	0	216
Liberty/Marietta/Minerva	Election Day 94	0	11	0	105
	Absentee 9	0	1	0	10
	Total 103	0	12	0	115
Marion/Vienna	Election Day 93	0	17	0	110
	Absentee 17	0	0	0	17
	Total 110	0	17	0	127
Marshalltown City 1-1	Election Day 33	0	3	0	36
	Absentee 6	0	0	0	6
	Total 39	0	3	0	42
Marshalltown City 1-2	Election Day 35	0	7	0	42
	Absentee 5	0	0	0	5
	Total 40	0	7	0	47
Marshalltown City 2-1	Election Day 84	0	9	0	93
	Absentee 56	1	2	0	59

		Paul D. Pate, REP	Write-in	Undervotes	Overvotes	Total
	Total	140	1	11	0	152
Marshalltown City 2-2	Election Day	127	0	15	0	142
	Absentee	39	0	6	0	45
	Total	166	0	21	0	187
Marshalltown City 3-1	Election Day	134	0	26	0	160
	Absentee	37	0	3	0	40
	Total	171	0	29	0	200
Marshalltown City 3-2	Election Day	183	0	11	0	194
	Absentee	55	0	2	0	57
	Total	238	0	13	0	251
Marshalltown City 4-1	Election Day	85	1	9	0	95
	Absentee	33	0	1	0	34
	Total	118	1	10	0	129
Marshalltown City 4-2	Election Day	140	0	8	0	148
	Absentee	32	0	2	0	34
	Total	172	0	10	0	182
State Center	Election Day	154	0	16	0	170
	Absentee	16	0	0	0	16
	Total	170	0	16	0	186
Total	Election Day	1,777	2	200	0	1,979
	Absentee	406	1	22	0	429
Total		2,183	3	222	0	2,408



MARSHALL COUNTY ELECTION CANVASS SUMMARY

2026 Primary Election

Secretary of State - Dem.

	Ryan Peterman, DEM	Write-in	Undervotes	Overvotes	Total
Bangor/Liscomb/Taylor	Election Day 56	0	9	0	65
	Absentee 29	0	2	0	31
	Total 85	0	11	0	96
Eden/Logan/Washington	Election Day 65	2	5	0	72
	Absentee 12	0	3	0	15
	Total 77	2	8	0	87
Green Castle/LeGrand	Election Day 51	0	7	0	58
	Absentee 12	0	0	0	12
	Total 63	0	7	0	70
Jefferson/Timber Creek	Election Day 36	0	7	0	43
	Absentee 25	0	1	0	26
	Total 61	0	8	0	69
Liberty/Marietta/Minerva	Election Day 32	0	1	0	33
	Absentee 3	0	0	0	3
	Total 35	0	1	0	36
Marion/Vienna	Election Day 34	0	3	0	37
	Absentee 20	0	2	0	22
	Total 54	0	5	0	59
Marshalltown City 1-1	Election Day 53	0	4	0	57
	Absentee 11	0	1	0	12
	Total 64	0	5	0	69
Marshalltown City 1-2	Election Day 83	0	9	0	92
	Absentee 11	0	1	0	12
	Total 94	0	10	0	104
Marshalltown City 2-1	Election Day 76	1	14	0	91
	Absentee 75	0	8	0	83

		Ryan Peterman, DEM	Write-In	Undervotes	Overvotes	Total
	Total	151	1	22	0	174
Marshalltown City 2-2	Election Day	105	0	11	0	116
	Absentee	56	0	1	0	57
	Total	161	0	12	0	173
Marshalltown City 3-1	Election Day	112	0	8	0	120
	Absentee	55	0	5	0	60
	Total	167	0	13	0	180
Marshalltown City 3-2	Election Day	103	0	13	0	116
	Absentee	85	0	10	0	95
	Total	188	0	23	0	211
Marshalltown City 4-1	Election Day	94	0	10	0	104
	Absentee	31	0	3	0	34
	Total	125	0	13	0	138
Marshalltown City 4-2	Election Day	117	0	15	0	132
	Absentee	44	0	3	0	47
	Total	161	0	18	0	179
State Center	Election Day	36	0	8	0	44
	Absentee	11	0	0	0	11
	Total	47	0	8	0	55
Total	Election Day	1,053	3	124	0	1,180
	Absentee	480	0	40	0	520
Total		1,533	3	164	0	1,700



MARSHALL COUNTY ELECTION CANVASS SUMMARY

2026 Primary Election

Auditor of State - Rep.

	Chris Cournoyer, REP	Abigail Maas, REP	Write-in	Undervotes	Overvotes	Total
Bangor/Liscomb/Taylor	Election Day 83	50	0	15	0	148
	Absentee 23	16	0	2	0	41
	Total 106	66	0	17	0	189
Eden/Logan/Washington	Election Day 103	72	0	20	0	195
	Absentee 14	6	0	3	0	23
	Total 117	78	0	23	0	218
Green Castle/LeGrand	Election Day 74	46	0	29	0	149
	Absentee 14	3	0	1	0	18
	Total 88	49	0	30	0	167
Jefferson/Timber Creek	Election Day 92	73	0	27	0	192
	Absentee 10	8	0	6	0	24
	Total 102	81	0	33	0	216
Liberty/Marietta/Minerva	Election Day 49	44	0	12	0	105
	Absentee 6	1	0	3	0	10
	Total 55	45	0	15	0	115
Marion/Vienna	Election Day 50	44	0	16	0	110
	Absentee 11	6	0	0	0	17
	Total 61	50	0	16	0	127
Marshalltown City 1-1	Election Day 21	13	0	2	0	36
	Absentee 5	1	0	0	0	6
	Total 26	14	0	2	0	42
Marshalltown City 1-2	Election Day 14	22	0	6	0	42
	Absentee 2	3	0	0	0	5
	Total 16	25	0	6	0	47
Marshalltown City 2-1	Election Day 46	39	0	8	0	93
	Absentee 28	25	0	6	0	59

		Chris Cournoyer, REP	Abigail Maas, REP	Write-in	Undervotes	Overvotes	Total
	Total	74	64	0	14	0	152
Marshalltown City 2-2	Election Day	63	56	0	23	0	142
	Absentee	21	15	1	8	0	45
	Total	84	71	1	31	0	187
Marshalltown City 3-1	Election Day	83	45	0	32	0	160
	Absentee	22	13	0	5	0	40
	Total	105	58	0	37	0	200
Marshalltown City 3-2	Election Day	99	71	1	23	0	194
	Absentee	30	23	0	4	0	57
	Total	129	94	1	27	0	251
Marshalltown City 4-1	Election Day	51	35	0	9	0	95
	Absentee	17	14	0	3	0	34
	Total	68	49	0	12	0	129
Marshalltown City 4-2	Election Day	83	49	0	16	0	148
	Absentee	17	12	0	5	0	34
	Total	100	61	0	21	0	182
State Center	Election Day	83	69	0	18	0	170
	Absentee	10	4	0	2	0	16
	Total	93	73	0	20	0	186
Total	Election Day	994	728	1	256	0	1,979
	Absentee	230	150	1	48	0	429
Total		1,224	878	2	304	0	2,408



MARSHALL COUNTY ELECTION CANVASS SUMMARY

2026 Primary Election

Auditor of State - Dem.

	Taylor Wettach, DEM	Write-in	Undervotes	Overvotes	Total
Bangor/Liscomb/Taylor	Election Day Absentee	0 0	9 2	0 0	65 31
	Total	0	11	0	96
Eden/Logan/Washington	Election Day Absentee	0 0	6 3	0 0	72 15
	Total	0	9	0	87
Green Castle/LeGrand	Election Day Absentee	0 0	8 0	0 0	58 12
	Total	0	8	0	70
Jefferson/Timber Creek	Election Day Absentee	0 0	8 1	0 0	43 26
	Total	0	9	0	69
Liberty/Marietta/Minerva	Election Day Absentee	0 0	1 0	0 0	33 3
	Total	0	1	0	36
Marion/Vienna	Election Day Absentee	0 0	3 2	0 0	37 22
	Total	0	5	0	59
Marshalltown City 1-1	Election Day Absentee	0 0	3 2	0 0	57 12
	Total	0	5	0	69
Marshalltown City 1-2	Election Day Absentee	0 0	9 2	0 0	92 12
	Total	0	11	0	104
Marshalltown City 2-1	Election Day Absentee	1 0	14 9	0 0	91 83

		Taylor Wettach, DEM	Write-in	Undervotes	Overvotes	Total
	Total	150	1	23	0	174
Marshalltown City 2-2	Election Day	105	0	11	0	116
	Absentee	55	0	2	0	57
	Total	160	0	13	0	173
Marshalltown City 3-1	Election Day	109	1	10	0	120
	Absentee	53	0	7	0	60
	Total	162	1	17	0	180
Marshalltown City 3-2	Election Day	101	0	15	0	116
	Absentee	82	1	12	0	95
	Total	183	1	27	0	211
Marshalltown City 4-1	Election Day	92	0	12	0	104
	Absentee	27	0	7	0	34
	Total	119	0	19	0	138
Marshalltown City 4-2	Election Day	122	0	10	0	132
	Absentee	46	0	1	0	47
	Total	168	0	11	0	179
State Center	Election Day	38	0	6	0	44
	Absentee	11	0	0	0	11
	Total	49	0	6	0	55
Total	Election Day	1,053	2	125	0	1,180
	Absentee	469	1	50	0	520
Total		1,522	3	175	0	1,700



MARSHALL COUNTY ELECTION CANVASS SUMMARY

2026 Primary Election

Treasurer of State - Rep.

	Roby Smith, REP	Write-in	Undervotes	Overvotes	Total
Bangor/Liscomb/Taylor	Election Day 128	0	20	0	148
	Absentee 38	1	2	0	41
	Total 166	1	22	0	189
Eden/Logan/Washington	Election Day 171	0	24	0	195
	Absentee 21	0	2	0	23
	Total 192	0	26	0	218
Green Castle/LeGrand	Election Day 121	1	27	0	149
	Absentee 15	0	3	0	18
	Total 136	1	30	0	167
Jefferson/Timber Creek	Election Day 173	0	19	0	192
	Absentee 18	0	6	0	24
	Total 191	0	25	0	216
Liberty/Marietta/Minerva	Election Day 88	0	17	0	105
	Absentee 7	0	3	0	10
	Total 95	0	20	0	115
Marion/Vienna	Election Day 91	0	19	0	110
	Absentee 16	0	1	0	17
	Total 107	0	20	0	127
Marshalltown City 1-1	Election Day 32	0	4	0	36
	Absentee 6	0	0	0	6
	Total 38	0	4	0	42
Marshalltown City 1-2	Election Day 34	1	7	0	42
	Absentee 5	0	0	0	5
	Total 39	1	7	0	47
Marshalltown City 2-1	Election Day 82	0	11	0	93
	Absentee 54	1	4	0	59

		Roby Smith, REP	Write-in	Undervotes	Overvotes	Total
	Total	136	1	15	0	152
Marshalltown City 2-2	Election Day	116	0	26	0	142
	Absentee	36	0	9	0	45
	Total	152	0	35	0	187
Marshalltown City 3-1	Election Day	129	0	31	0	160
	Absentee	33	2	5	0	40
	Total	162	2	36	0	200
Marshalltown City 3-2	Election Day	176	0	18	0	194
	Absentee	52	0	5	0	57
	Total	228	0	23	0	251
Marshalltown City 4-1	Election Day	84	0	11	0	95
	Absentee	32	0	2	0	34
	Total	116	0	13	0	129
Marshalltown City 4-2	Election Day	132	0	16	0	148
	Absentee	32	0	2	0	34
	Total	164	0	18	0	182
State Center	Election Day	143	0	27	0	170
	Absentee	14	0	2	0	16
	Total	157	0	29	0	186
Total	Election Day	1,700	2	277	0	1,979
	Absentee	379	4	46	0	429
Total		2,079	6	323	0	2,408



MARSHALL COUNTY ELECTION CANVASS SUMMARY

2026 Primary Election

Treasurer of State - Dem.

	John Norwood, DEM	Write-in	Undervotes	Overvotes	Total
Bangor/Liscomb/Taylor	Election Day 57	0	8	0	65
	Absentee 29	0	2	0	31
	Total 86	0	10	0	96
Eden/Logan/Washington	Election Day 66	0	6	0	72
	Absentee 12	0	3	0	15
	Total 78	0	9	0	87
Green Castle/LeGrand	Election Day 50	0	8	0	58
	Absentee 12	0	0	0	12
	Total 62	0	8	0	70
Jefferson/Timber Creek	Election Day 36	0	7	0	43
	Absentee 25	0	1	0	26
	Total 61	0	8	0	69
Liberty/Marietta/Minerva	Election Day 32	0	1	0	33
	Absentee 3	0	0	0	3
	Total 35	0	1	0	36
Marion/Vienna	Election Day 34	0	3	0	37
	Absentee 21	0	1	0	22
	Total 55	0	4	0	59
Marshalltown City 1-1	Election Day 54	0	3	0	57
	Absentee 10	0	2	0	12
	Total 64	0	5	0	69
Marshalltown City 1-2	Election Day 84	0	8	0	92
	Absentee 11	0	1	0	12
	Total 95	0	9	0	104
Marshalltown City 2-1	Election Day 76	1	14	0	91
	Absentee 75	0	8	0	83

		John Norwood, DEM	Write-in	Undervotes	Overvotes	Total
	Total	151	1	22	0	174
Marshallown City 2-2	Election Day	106	0	10	0	116
	Absentee	56	0	1	0	57
	Total	162	0	11	0	173
Marshallown City 3-1	Election Day	111	0	9	0	120
	Absentee	53	0	7	0	60
	Total	164	0	16	0	180
Marshallown City 3-2	Election Day	101	0	15	0	116
	Absentee	85	0	10	0	95
	Total	186	0	25	0	211
Marshallown City 4-1	Election Day	92	0	12	0	104
	Absentee	29	0	5	0	34
	Total	121	0	17	0	138
Marshallown City 4-2	Election Day	118	0	14	0	132
	Absentee	45	0	2	0	47
	Total	163	0	16	0	179
State Center	Election Day	35	0	9	0	44
	Absentee	11	0	0	0	11
	Total	46	0	9	0	55
Total	Election Day	1,052	1	127	0	1,180
	Absentee	477	0	43	0	520
Total		1,529	1	170	0	1,700



MARSHALL COUNTY ELECTION CANVASS SUMMARY

2026 Primary Election

Secretary of Agriculture - Rep.

	Mike Naig, REP	Write-in	Undervotes	Overvotes	Total
Bangor/Liscomb/Taylor	Election Day 136 Absentee 41 Total 177	0 0 0	12 0 12	0 0 0	148 41 189
Eden/Logan/Washington	Election Day 182 Absentee 23 Total 205	1 0 1	12 0 12	0 0 0	195 23 218
Green Castle/LeGrand	Election Day 131 Absentee 18 Total 149	1 0 1	17 0 17	0 0 0	149 18 167
Jefferson/Timber Creek	Election Day 175 Absentee 22 Total 197	0 0 0	17 2 19	0 0 0	192 24 216
Liberty/Marietta/Minerva	Election Day 92 Absentee 10 Total 102	1 0 1	12 0 12	0 0 0	105 10 115
Marion/Vienna	Election Day 92 Absentee 16 Total 108	0 0 0	18 1 19	0 0 0	110 17 127
Marshalltown City 1-1	Election Day 32 Absentee 6 Total 38	0 0 0	4 0 4	0 0 0	36 6 42
Marshalltown City 1-2	Election Day 37 Absentee 5 Total 42	0 0 0	5 0 5	0 0 0	42 5 47
Marshalltown City 2-1	Election Day 83 Absentee 54	0 0 1	10 10 4	0 0 0	93 93 59

		Mike Naig, REP	Write-in	Undervotes	Overvotes	Total
	Total	137	1	14	0	152
Marshallown City 2-2	Election Day	124	0	18	0	142
	Absentee	39	0	6	0	45
	Total	163	0	24	0	187
Marshallown City 3-1	Election Day	135	0	25	0	160
	Absentee	36	0	4	0	40
	Total	171	0	29	0	200
Marshallown City 3-2	Election Day	177	1	16	0	194
	Absentee	54	0	3	0	57
	Total	231	1	19	0	251
Marshallown City 4-1	Election Day	88	0	7	0	95
	Absentee	32	0	2	0	34
	Total	120	0	9	0	129
Marshallown City 4-2	Election Day	140	0	8	0	148
	Absentee	32	0	2	0	34
	Total	172	0	10	0	182
State Center	Election Day	153	0	17	0	170
	Absentee	14	0	2	0	16
	Total	167	0	19	0	186
Total	Election Day	1,777	4	198	0	1,979
	Absentee	402	1	26	0	429
Total		2,179	5	224	0	2,408



MARSHALL COUNTY ELECTION CANVASS SUMMARY

2026 Primary Election

Secretary of Agriculture - Dem.

	Chris Jones, DEM	Write-in	Undervotes	Overvotes	Total
Bangor/Liscomb/Taylor	Election Day 58	0	7	0	65
	Absentee 29	0	2	0	31
	Total 87	0	9	0	96
Eden/Logan/Washington	Election Day 65	2	5	0	72
	Absentee 11	0	4	0	15
	Total 76	2	9	0	87
Green Castle/LeGrand	Election Day 51	0	7	0	58
	Absentee 12	0	0	0	12
	Total 63	0	7	0	70
Jefferson/Timber Creek	Election Day 36	0	7	0	43
	Absentee 25	0	1	0	26
	Total 61	0	8	0	69
Liberty/Marietta/Minerva	Election Day 32	0	1	0	33
	Absentee 3	0	0	0	3
	Total 35	0	1	0	36
Marion/Vienna	Election Day 34	0	3	0	37
	Absentee 21	0	1	0	22
	Total 55	0	4	0	59
Marshalltown City 1-1	Election Day 53	0	4	0	57
	Absentee 10	0	2	0	12
	Total 63	0	6	0	69
Marshalltown City 1-2	Election Day 84	0	8	0	92
	Absentee 11	0	1	0	12
	Total 95	0	9	0	104
Marshalltown City 2-1	Election Day 75	0	16	0	91
	Absentee 73	0	10	0	83

		Chris Jones, DEM	Write-in	Undervotes	Overvotes	Total
	Total	148	0	26	0	174
Marshalltown City 2-2	Election Day	104	0	12	0	116
	Absentee	56	0	1	0	57
	Total	160	0	13	0	173
Marshalltown City 3-1	Election Day	111	0	9	0	120
	Absentee	51	1	8	0	60
	Total	162	1	17	0	180
Marshalltown City 3-2	Election Day	102	0	14	0	116
	Absentee	86	0	9	0	95
	Total	188	0	23	0	211
Marshalltown City 4-1	Election Day	92	0	12	0	104
	Absentee	28	0	6	0	34
	Total	120	0	18	0	138
Marshalltown City 4-2	Election Day	119	0	13	0	132
	Absentee	45	0	2	0	47
	Total	164	0	15	0	179
State Center	Election Day	36	0	8	0	44
	Absentee	11	0	0	0	11
	Total	47	0	8	0	55
Total	Election Day	1,052	2	126	0	1,180
	Absentee	472	1	47	0	520
Total		1,524	3	173	0	1,700



MARSHALL COUNTY ELECTION CANVASS SUMMARY

2026 Primary Election

Attorney General - Rep.

	Brenna Bird, REP	Write-in	Undervotes	Overvotes	Total
Bangor/Liscomb/Taylor	Election Day 131	0	17	0	148
	Absentee 37	1	3	0	41
	Total 168	1	20	0	189
Eden/Logan/Washington	Election Day 172	1	22	0	195
	Absentee 22	0	1	0	23
	Total 194	1	23	0	218
Green Castle/LeGrand	Election Day 121	0	28	0	149
	Absentee 17	0	1	0	18
	Total 138	0	29	0	167
Jefferson/Timber Creek	Election Day 170	1	21	0	192
	Absentee 20	0	4	0	24
	Total 190	1	25	0	216
Liberty/Marietta/Minerva	Election Day 86	1	18	0	105
	Absentee 9	0	1	0	10
	Total 95	1	19	0	115
Marion/Vienna	Election Day 93	0	17	0	110
	Absentee 16	0	1	0	17
	Total 109	0	18	0	127
Marshalltown City 1-1	Election Day 31	0	5	0	36
	Absentee 6	0	0	0	6
	Total 37	0	5	0	42
Marshalltown City 1-2	Election Day 35	0	7	0	42
	Absentee 5	0	0	0	5
	Total 40	0	7	0	47
Marshalltown City 2-1	Election Day 82	0	11	0	93
	Absentee 53	2	4	0	59

		Brenna Bird, REP	Write-in	Undervotes	Overvotes	Total
	Total	135	2	15	0	152
Marshalltown City 2-2	Election Day	118	2	22	0	142
	Absentee	39	0	6	0	45
	Total	157	2	28	0	187
Marshalltown City 3-1	Election Day	134	0	26	0	160
	Absentee	37	2	1	0	40
	Total	171	2	27	0	200
Marshalltown City 3-2	Election Day	172	2	20	0	194
	Absentee	53	0	4	0	57
	Total	225	2	24	0	251
Marshalltown City 4-1	Election Day	83	2	10	0	95
	Absentee	31	0	3	0	34
	Total	114	2	13	0	129
Marshalltown City 4-2	Election Day	141	0	7	0	148
	Absentee	29	2	3	0	34
	Total	170	2	10	0	182
State Center	Election Day	144	0	26	0	170
	Absentee	15	0	1	0	16
	Total	159	0	27	0	186
Total	Election Day	1,713	9	257	0	1,979
	Absentee	389	7	33	0	429
Total		2,102	16	290	0	2,408



MARSHALL COUNTY ELECTION CANVASS SUMMARY
2026 Primary Election
Attorney General - Dem.

	Nate Williams, DEM	Write-in	Undervotes	Overvotes	Total
Bangor/Liscomb/Taylor	Election Day 58	0	7	0	65
	Absentee 29	0	2	0	31
	Total 87	0	9	0	96
Eden/Logan/Washington	Election Day 64	0	8	0	72
	Absentee 12	0	3	0	15
	Total 76	0	11	0	87
Green Castle/LeGrand	Election Day 50	0	8	0	58
	Absentee 12	0	0	0	12
	Total 62	0	8	0	70
Jefferson/Timber Creek	Election Day 35	0	8	0	43
	Absentee 24	0	2	0	26
	Total 59	0	10	0	69
Liberty/Marietta/Minerva	Election Day 31	1	1	0	33
	Absentee 3	0	0	0	3
	Total 34	1	1	0	36
Marion/Vienna	Election Day 34	0	3	0	37
	Absentee 20	0	2	0	22
	Total 54	0	5	0	59
Marshalltown City 1-1	Election Day 52	0	5	0	57
	Absentee 10	0	2	0	12
	Total 62	0	7	0	69
Marshalltown City 1-2	Election Day 85	0	7	0	92
	Absentee 11	0	1	0	12
	Total 96	0	8	0	104
Marshalltown City 2-1	Election Day 77	0	14	0	91
	Absentee 72	1	10	0	83

		Nate Williams, DEM	Write-in	Undervotes	Overvotes	Total
	Total	149	1	24	0	174
Marshalltown City 2-2	Election Day	104	0	12	0	116
	Absentee	55	0	2	0	57
	Total	159	0	14	0	173
Marshalltown City 3-1	Election Day	112	0	8	0	120
	Absentee	54	0	6	0	60
	Total	166	0	14	0	180
Marshalltown City 3-2	Election Day	100	0	16	0	116
	Absentee	85	0	10	0	95
	Total	185	0	26	0	211
Marshalltown City 4-1	Election Day	93	1	10	0	104
	Absentee	30	0	4	0	34
	Total	123	1	14	0	138
Marshalltown City 4-2	Election Day	122	0	10	0	132
	Absentee	45	0	2	0	47
	Total	167	0	12	0	179
State Center	Election Day	38	0	6	0	44
	Absentee	11	0	0	0	11
	Total	49	0	6	0	55
Total	Election Day	1,055	2	123	0	1,180
	Absentee	473	1	46	0	520
	Total	1,528	3	169	0	1,700



MARSHALL COUNTY ELECTION CANVASS SUMMARY

2026 Primary Election

State Representative District 51 - Rep.

	Brett Barker, REP	Shane Heintz, REP	Write-in	Undervotes	Overvotes	Total
Bangor/Liscomb/Taylor	Election Day 110	29	0	9	0	148
	Absentee 32	8	0	1	0	41
	Total 142	37	0	10	0	189
Eden/Logan/Washington	Election Day 138	45	0	12	0	195
	Absentee 18	4	0	1	0	23
	Total 156	49	0	13	0	218
Liberty/Marietta/Minerva	Election Day 60	35	0	10	0	105
	Absentee 8	0	0	2	0	10
	Total 68	35	0	12	0	115
Marion/Mienna	Election Day 88	14	0	8	0	110
	Absentee 11	6	0	0	0	17
	Total 99	20	0	8	0	127
State Center	Election Day 109	56	1	4	0	170
	Absentee 9	6	0	1	0	16
	Total 118	62	1	5	0	186
Total	Election Day 505	179	1	43	0	728
	Absentee 78	24	0	5	0	107
Total	583	203	1	48	0	835



MARSHALL COUNTY ELECTION CANVASS SUMMARY

2026 Primary Election

State Representative District 52 - Rep.

	David Blom, REP	Write-in	Undervotes	Overvotes	Total
Green Castle/LeGrand	132	1	16	0	149
	Election Day				
	Absentee	0	0	0	18
	Total	150	16	0	167
Jefferson/Timber Creek	178	1	13	0	192
	Election Day				
	Absentee	0	4	0	24
	Total	198	17	0	216
Marshalltown City 1-1	34	0	2	0	36
	Election Day				
	Absentee	0	0	0	6
	Total	40	2	0	42
Marshalltown City 1-2	37	0	5	0	42
	Election Day				
	Absentee	0	0	0	5
	Total	42	5	0	47
Marshalltown City 2-1	88	0	5	0	93
	Election Day				
	Absentee	1	6	0	59
	Total	140	11	0	152
Marshalltown City 2-2	129	0	13	0	142
	Election Day				
	Absentee	2	7	0	45
	Total	165	20	0	187
Marshalltown City 3-1	133	0	27	0	160
	Election Day				
	Absentee	0	2	0	40
	Total	171	29	0	200
Marshalltown City 3-2	180	1	13	0	194
	Election Day				
	Absentee	0	3	0	57
	Total	234	16	0	251
Marshalltown City 4-1	87	2	6	0	95
	Election Day				
	Absentee	0	0	0	34

	David Blom, REP	Write-in	Undervotes	Overvotes	Total
Marshalltown City 4-2	121	2	6	0	129
	Election Day	1	7	0	148
	Absentee	0	1	0	34
	Total	1	8	0	182
Total	Election Day	6	107	0	1,251
	Absentee	3	23	0	322
Total		9	130	0	1,573



MARSHALL COUNTY ELECTION CANVASS SUMMARY

2026 Primary Election

State Representative District 51 - Dem.

	Teresa Perin, DEM	Write-in	Undervotes	Overvotes	Total
Bangor/Liscomb/Taylor	Election Day 60	0	5	0	65
	Absentee 28	0	3	0	31
	Total 88	0	8	0	96
Eden/Logan/Washington	Election Day 66	2	4	0	72
	Absentee 13	0	2	0	15
	Total 79	2	6	0	87
Liberty/Marietta/Minerva	Election Day 32	0	1	0	33
	Absentee 3	0	0	0	3
	Total 35	0	1	0	36
Marion/Vienna	Election Day 32	0	5	0	37
	Absentee 20	0	2	0	22
	Total 52	0	7	0	59
State Center	Election Day 39	0	5	0	44
	Absentee 11	0	0	0	11
	Total 50	0	5	0	55
Total	Election Day 229	2	20	0	251
	Absentee 75	0	7	0	82
Total	304	2	27	0	333



MARSHALL COUNTY ELECTION CANVASS SUMMARY

2026 Primary Election

State Representative District 52 - Dem.

	Mike Tupper, DEM	Write-in	Undervotes	Overvotes	Total
Green Castle/LeGrand	Election Day 48	0	10	0	58
	Absentee 12	0	0	0	12
	Total 60	0	10	0	70
Jefferson/Timber Creek	Election Day 37	0	6	0	43
	Absentee 26	0	0	0	26
	Total 63	0	6	0	69
Marshallown City 1-1	Election Day 56	0	1	0	57
	Absentee 12	0	0	0	12
	Total 68	0	1	0	69
Marshallown City 1-2	Election Day 86	1	5	0	92
	Absentee 11	0	1	0	12
	Total 97	1	6	0	104
Marshallown City 2-1	Election Day 77	1	13	0	91
	Absentee 74	0	9	0	83
	Total 151	1	22	0	174
Marshallown City 2-2	Election Day 109	0	7	0	116
	Absentee 57	0	0	0	57
	Total 166	0	7	0	173
Marshallown City 3-1	Election Day 115	0	5	0	120
	Absentee 56	0	4	0	60
	Total 171	0	9	0	180
Marshallown City 3-2	Election Day 109	0	7	0	116
	Absentee 90	0	5	0	95
	Total 199	0	12	0	211
Marshallown City 4-1	Election Day 95	1	7	1	104
	Absentee 30	0	4	0	34

		Mike Tupper, DEM	Write-in	Undervotes	Overvotes	Total
	Total	125	1	11	1	138
Marshalltown City 4-2	Election Day	125	0	7	0	132
	Absentee	47	0	0	0	47
	Total	172	0	7	0	179
Total	Election Day	857	3	68	1	929
	Absentee	415	0	23	0	438
Total		1,272	3	91	1	1,367



MARSHALL COUNTY ELECTION CANVASS SUMMARY
2026 Primary Election
County Supervisor - Rep.

	Jarret P. Heil, REP	Carol Hibbs, REP	Tony Reed, REP	Bill Schendel, REP	Write-in	Undervotes	Overvotes	Total
Bangor/Liscomb/Taylor	Election Day 84	79	28	67	0	38	0	296
	Absentee 30	23	7	19	0	3	0	82
	Total 114	102	35	86	0	41	0	378
Eden/Logan/Washington	Election Day 111	96	46	75	1	61	0	390
	Absentee 12	10	6	11	0	7	0	46
	Total 123	106	52	86	1	68	0	436
Green Castle/LeGrand	Election Day 83	74	29	52	0	60	0	298
	Absentee 11	12	3	10	0	0	0	36
	Total 94	86	32	62	0	60	0	334
Jefferson/Timber Creek	Election Day 136	105	26	77	0	40	0	384
	Absentee 17	12	5	10	0	4	0	48
	Total 153	117	31	87	0	44	0	432
Liberty/Marietta/Minerva	Election Day 53	62	21	48	1	25	0	210
	Absentee 6	8	2	2	0	2	0	20
	Total 59	70	23	50	1	27	0	230
Marion/Vienna	Election Day 57	61	20	50	1	31	0	220
	Absentee 12	6	5	10	0	1	0	34
	Total 69	67	25	60	1	32	0	254
Marshalltown City 1-1	Election Day 18	15	9	15	0	15	0	72
	Absentee 3	5	1	3	0	0	0	12
	Total 21	20	10	18	0	15	0	84
Marshalltown City 1-2	Election Day 18	24	8	20	0	14	0	84
	Absentee 3	3	2	2	0	0	0	10
	Total 21	27	10	22	0	14	0	94
Marshalltown City 2-1	Election Day 37	36	17	55	0	41	0	186
	Absentee 31	27	18	21	0	21	0	118

		Jarret P. Heil, REP	Carol Hibbs, REP	Tony Reed, REP	Bill Schendel, REP	Write-in	Undervotes	Overvotes	Total
	Total	68	63	35	76	0	62	0	304
Marshalltown City 2-2	Election Day	89	75	17	63	0	40	0	284
	Absentee	23	19	12	29	0	7	0	90
	Total	112	94	29	92	0	47	0	374
Marshalltown City 3-1	Election Day	104	82	21	76	0	37	0	320
	Absentee	22	29	11	12	0	6	0	80
	Total	126	111	32	88	0	43	0	400
Marshalltown City 3-2	Election Day	115	110	29	82	0	52	0	388
	Absentee	40	28	13	24	0	9	0	114
	Total	155	138	42	106	0	61	0	502
Marshalltown City 4-1	Election Day	57	44	19	43	0	27	0	190
	Absentee	18	20	11	12	0	7	0	68
	Total	75	64	30	55	0	34	0	258
Marshalltown City 4-2	Election Day	92	71	31	63	0	39	0	296
	Absentee	23	20	7	13	1	4	0	68
	Total	115	91	38	76	1	43	0	364
State Center	Election Day	83	93	39	56	0	69	0	340
	Absentee	10	8	2	8	0	4	0	32
	Total	93	101	41	64	0	73	0	372
Total	Election Day	1,137	1,027	360	842	3	589	0	3,958
	Absentee	261	230	105	186	1	75	0	858
	Total	1,398	1,257	465	1,028	4	664	0	4,816



MARSHALL COUNTY ELECTION CANVASS SUMMARY
2026 Primary Election
County Supervisor To Fill Vacancy - Rep.

	Christian Goodman, REP	Write-in	Undervotes	Overvotes	Total
Bangor/Liscomb/Taylor	Election Day 131	1	16	0	148
	Absentee 40	0	1	0	41
	Total 171	1	17	0	189
Eden/Logan/Washington	Election Day 179	1	15	0	195
	Absentee 22	0	1	0	23
	Total 201	1	16	0	218
Green Castle/LeGrand	Election Day 129	0	20	0	149
	Absentee 17	0	1	0	18
	Total 146	0	21	0	167
Jefferson/Timber Creek	Election Day 174	1	17	0	192
	Absentee 20	0	4	0	24
	Total 194	1	21	0	216
Liberty/Marietta/Minerva	Election Day 83	1	21	0	105
	Absentee 8	0	2	0	10
	Total 91	1	23	0	115
Marion/Vienna	Election Day 92	0	18	0	110
	Absentee 15	0	2	0	17
	Total 107	0	20	0	127
Marshalltown City 1-1	Election Day 31	0	5	0	36
	Absentee 6	0	0	0	6
	Total 37	0	5	0	42
Marshalltown City 1-2	Election Day 35	1	6	0	42
	Absentee 5	0	0	0	5
	Total 40	1	6	0	47
Marshalltown City 2-1	Election Day 80	1	12	0	93
	Absentee 54	1	4	0	59

		Christian Goodman, REP	Write-in	Undervotes	Overvotes	Total
	Total	134	2	16	0	152
Marshalltown City 2-2	Election Day	119	2	21	0	142
	Absentee	35	1	9	0	45
	Total	154	3	30	0	187
Marshalltown City 3-1	Election Day	138	0	22	0	160
	Absentee	37	0	3	0	40
	Total	175	0	25	0	200
Marshalltown City 3-2	Election Day	180	0	14	0	194
	Absentee	51	0	6	0	57
	Total	231	0	20	0	251
Marshalltown City 4-1	Election Day	83	1	11	0	95
	Absentee	32	1	1	0	34
	Total	115	2	12	0	129
Marshalltown City 4-2	Election Day	134	1	13	0	148
	Absentee	33	0	1	0	34
	Total	167	1	14	0	182
State Center	Election Day	142	2	26	0	170
	Absentee	14	1	1	0	16
	Total	156	3	27	0	186
Total	Election Day	1,730	12	237	0	1,979
	Absentee	389	4	36	0	429
Total		2,119	16	273	0	2,408



MARSHALL COUNTY ELECTION CANVASS SUMMARY
2026 Primary Election
County Supervisor - Dem.

	DEM	Write-in	Undervotes	Overvotes	Total
Bangor/Liscomb/Taylor	Election Day Absentee Total	2 1 3	72 34 106	0 0 0	130 62 192
Eden/Logan/Washington	Election Day Absentee Total	1 0 1	78 18 96	0 0 0	144 30 174
Green Castle/LeGrand	Election Day Absentee Total	0 1 1	70 11 81	0 0 0	116 24 140
Jefferson/Timber Creek	Election Day Absentee Total	0 1 1	52 25 77	0 0 0	86 52 138
Liberty/Marietta/Minerva	Election Day Absentee Total	0 0 0	34 3 37	0 0 0	66 6 72
Marion/Vienna	Election Day Absentee Total	0 0 0	42 24 66	0 0 0	74 44 118
Marshalltown City 1-1	Election Day Absentee Total	0 0 0	62 12 74	0 0 0	114 24 138
Marshalltown City 1-2	Election Day Absentee Total	0 0 0	102 13 115	0 0 0	184 24 208
Marshalltown City 2-1	Election Day Absentee	0 1	109 95	0 0	182 166

		DeMorris Dean, DEM	Write-in	Undervotes	Overvotes	Total
	Total	143	1	204	0	348
Marshalltown City 2-2	Election Day	100	1	131	0	232
	Absentee	55	1	58	0	114
	Total	155	2	189	0	346
Marshalltown City 3-1	Election Day	110	0	130	0	240
	Absentee	50	0	70	0	120
	Total	160	0	200	0	360
Marshalltown City 3-2	Election Day	98	1	133	0	232
	Absentee	83	0	107	0	190
	Total	181	1	240	0	422
Marshalltown City 4-1	Election Day	86	0	122	0	208
	Absentee	29	0	39	0	68
	Total	115	0	161	0	276
Marshalltown City 4-2	Election Day	112	1	151	0	264
	Absentee	43	0	51	0	94
	Total	155	1	202	0	358
State Center	Election Day	37	1	50	0	88
	Absentee	10	0	12	0	22
	Total	47	1	62	0	110
Total	Election Day	1,015	7	1,338	0	2,360
	Absentee	463	5	572	0	1,040
Total		1,478	12	1,910	0	3,400



MARSHALL COUNTY ELECTION CANVASS SUMMARY
2026 Primary Election
County Supervisor To Fill Vacancy - Dem.

	Write-in	Undervotes	Overvotes	Total
Bangor/Liscomb/Taylor	Election Day 5	60	0	65
	Absentee 1	30	0	31
	Total 6	90	0	96
Eden/Logan/Washington	Election Day 7	65	0	72
	Absentee 0	15	0	15
	Total 7	80	0	87
Green Castle/LeGrand	Election Day 1	57	0	58
	Absentee 1	11	0	12
	Total 2	68	0	70
Jefferson/Timber Creek	Election Day 0	43	0	43
	Absentee 1	25	0	26
	Total 1	68	0	69
Liberty/Marietta/Minerva	Election Day 1	32	0	33
	Absentee 0	3	0	3
	Total 1	35	0	36
Marion/Vienna	Election Day 0	37	0	37
	Absentee 1	21	0	22
	Total 1	58	0	59
Marshalltown City 1-1	Election Day 1	56	0	57
	Absentee 0	12	0	12
	Total 1	68	0	69
Marshalltown City 1-2	Election Day 6	86	0	92
	Absentee 1	11	0	12
	Total 7	97	0	104
Marshalltown City 2-1	Election Day 7	84	0	91
	Absentee 6	77	0	83
	Total 13	161	0	174

		Write-in	Undervotes	Overvotes	Total
Marshalltown City 2-2	Election Day	8	108	0	116
	Absentee	3	54	0	57
	Total	11	162	0	173
Marshalltown City 3-1	Election Day	3	117	0	120
	Absentee	2	58	0	60
	Total	5	175	0	180
Marshalltown City 3-2	Election Day	9	107	0	116
	Absentee	7	88	0	95
	Total	16	195	0	211
Marshalltown City 4-1	Election Day	3	101	0	104
	Absentee	1	33	0	34
	Total	4	134	0	138
Marshalltown City 4-2	Election Day	1	131	0	132
	Absentee	1	46	0	47
	Total	2	177	0	179
State Center	Election Day	2	42	0	44
	Absentee	1	10	0	11
	Total	3	52	0	55
Total	Election Day	54	1,126	0	1,180
	Absentee	26	494	0	520
Total		80	1,620	0	1,700



MARSHALL COUNTY ELECTION CANVASS SUMMARY

2026 Primary Election

County Treasurer - Rep.

	Deann S. Tomlinson, REP	Write-in	Undervotes	Overvotes	Total
Bangor/Liscomb/Taylor	Election Day 132	0	16	0	148
	Absentee 40	0	1	0	41
	Total 172	0	17	0	189
Eden/Logan/Washington	Election Day 182	0	13	0	195
	Absentee 20	1	2	0	23
	Total 202	1	15	0	218
Green Castle/LeGrand	Election Day 126	0	23	0	149
	Absentee 18	0	0	0	18
	Total 144	0	23	0	167
Jefferson/Timber Creek	Election Day 178	0	14	0	192
	Absentee 20	1	3	0	24
	Total 198	1	17	0	216
Liberty/Marietta/Minerva	Election Day 91	1	13	0	105
	Absentee 9	0	1	0	10
	Total 100	1	14	0	115
Marion/Vienna	Election Day 97	0	13	0	110
	Absentee 15	0	2	0	17
	Total 112	0	15	0	127
Marshalltown City 1-1	Election Day 31	0	5	0	36
	Absentee 6	0	0	0	6
	Total 37	0	5	0	42
Marshalltown City 1-2	Election Day 34	1	7	0	42
	Absentee 5	0	0	0	5
	Total 39	1	7	0	47
Marshalltown City 2-1	Election Day 83	0	10	0	93
	Absentee 52	1	6	0	59

		Deann S. Tomlinson, REP	Write-in	Undervotes	Overvotes	Total
	Total	135	1	16	0	152
Marshalltown City 2-2	Election Day	121	2	19	0	142
	Absentee	40	1	4	0	45
	Total	161	3	23	0	187
Marshalltown City 3-1	Election Day	131	0	29	0	160
	Absentee	37	1	2	0	40
	Total	168	1	31	0	200
Marshalltown City 3-2	Election Day	180	0	14	0	194
	Absentee	53	0	4	0	57
	Total	233	0	18	0	251
Marshalltown City 4-1	Election Day	88	0	6	1	95
	Absentee	33	1	0	0	34
	Total	121	1	6	1	129
Marshalltown City 4-2	Election Day	135	0	13	0	148
	Absentee	32	0	2	0	34
	Total	167	0	15	0	182
State Center	Election Day	153	1	16	0	170
	Absentee	14	0	2	0	16
	Total	167	1	18	0	186
Total	Election Day	1,762	5	211	1	1,979
	Absentee	394	6	29	0	429
Total	Total	2,156	11	240	1	2,408



MARSHALL COUNTY ELECTION CANVASS SUMMARY
2026 Primary Election
County Treasurer - Dem.

	Write-in	Undervotes	Overvotes	Total
Bangor/Iscomb/Taylor	Election Day 3	62	0	65
	Absentee 1	30	0	31
	Total 4	92	0	96
Eden/Logan/Washington	Election Day 4	68	0	72
	Absentee 0	15	0	15
	Total 4	83	0	87
Green Castle/LeGrand	Election Day 0	58	0	58
	Absentee 1	11	0	12
	Total 1	69	0	70
Jefferson/Timber Creek	Election Day 0	43	0	43
	Absentee 1	25	0	26
	Total 1	68	0	69
Liberty/Marietta/Minerva	Election Day 0	33	0	33
	Absentee 0	3	0	3
	Total 0	36	0	36
Marion/Vienna	Election Day 0	37	0	37
	Absentee 0	22	0	22
	Total 0	59	0	59
Marshalltown City 1-1	Election Day 2	55	0	57
	Absentee 0	12	0	12
	Total 2	67	0	69
Marshalltown City 1-2	Election Day 5	87	0	92
	Absentee 0	12	0	12
	Total 5	99	0	104
Marshalltown City 2-1	Election Day 3	88	0	91
	Absentee 6	77	0	83
	Total 9	165	0	174

		Write-in	Undervotes	Overvotes	Total
Marshalltown City 2-2	Election Day	6	110	0	116
	Absentee	0	57	0	57
	Total	6	167	0	173
Marshalltown City 3-1	Election Day	2	118	0	120
	Absentee	1	59	0	60
	Total	3	177	0	180
Marshalltown City 3-2	Election Day	5	111	0	116
	Absentee	3	92	0	95
	Total	8	203	0	211
Marshalltown City 4-1	Election Day	4	100	0	104
	Absentee	0	34	0	34
	Total	4	134	0	138
Marshalltown City 4-2	Election Day	0	132	0	132
	Absentee	1	46	0	47
	Total	1	178	0	179
State Center	Election Day	2	42	0	44
	Absentee	0	11	0	11
	Total	2	53	0	55
Total	Election Day	36	1,144	0	1,180
	Absentee	14	506	0	520
	Total	50	1,650	0	1,700



MARSHALL COUNTY ELECTION CANVASS SUMMARY

2026 Primary Election

County Attorney - Rep.

	Jordan Gaffney, REP	Write-in	Undervotes	Overvotes	Total
Bangor/Liscomb/Taylor	Election Day 127	0	21	0	148
	Absentee 37	0	4	0	41
	Total 164	0	25	0	189
Eden/Logan/Washington	Election Day 167	1	27	0	195
	Absentee 22	0	1	0	23
	Total 189	1	28	0	218
Green Castle/LeGrand	Election Day 113	1	35	0	149
	Absentee 16	0	2	0	18
	Total 129	1	37	0	167
Jefferson/Timber Creek	Election Day 174	0	18	0	192
	Absentee 20	0	4	0	24
	Total 194	0	22	0	216
Liberty/Marietta/Minerva	Election Day 86	0	19	0	105
	Absentee 8	0	2	0	10
	Total 94	0	21	0	115
Marion/Vienna	Election Day 92	1	17	0	110
	Absentee 16	0	1	0	17
	Total 108	1	18	0	127
Marshalltown City 1-1	Election Day 32	0	4	0	36
	Absentee 6	0	0	0	6
	Total 38	0	4	0	42
Marshalltown City 1-2	Election Day 36	0	6	0	42
	Absentee 5	0	0	0	5
	Total 41	0	6	0	47
Marshalltown City 2-1	Election Day 82	0	11	0	93
	Absentee 48	0	11	0	59

		Jordan Gaffney, REP	Write-in	Undervotes	Overvotes	Total
	Total	130	0	22	0	152
Marshalltown City 2-2	Election Day	112	0	30	0	142
	Absentee	41	0	4	0	45
	Total	153	0	34	0	187
Marshalltown City 3-1	Election Day	131	0	29	0	160
	Absentee	37	0	3	0	40
	Total	168	0	32	0	200
Marshalltown City 3-2	Election Day	172	0	22	0	194
	Absentee	50	0	7	0	57
	Total	222	0	29	0	251
Marshalltown City 4-1	Election Day	82	1	12	0	95
	Absentee	31	0	3	0	34
	Total	113	1	15	0	129
Marshalltown City 4-2	Election Day	134	0	14	0	148
	Absentee	32	0	2	0	34
	Total	166	0	16	0	182
State Center	Election Day	144	1	25	0	170
	Absentee	14	0	2	0	16
	Total	158	1	27	0	186
Total	Election Day	1,684	5	290	0	1,979
	Absentee	383	0	46	0	429
Total		2,067	5	336	0	2,408



MARSHALL COUNTY ELECTION CANVASS SUMMARY

2026 Primary Election

County Attorney - Dem.

	Write-in	Undervotes	Overvotes	Total
Bangor/Liscomb/Taylor	Election Day 5	60	0	65
	Absentee 0	31	0	31
	Total 5	91	0	96
Eden/Logan/Washington	Election Day 4	68	0	72
	Absentee 0	15	0	15
	Total 4	83	0	87
Green Castle/LeGrand	Election Day 0	58	0	58
	Absentee 1	11	0	12
	Total 1	69	0	70
Jefferson/Timber Creek	Election Day 0	43	0	43
	Absentee 0	26	0	26
	Total 0	69	0	69
Liberty/Marietta/Minerva	Election Day 1	32	0	33
	Absentee 0	3	0	3
	Total 1	35	0	36
Marion/Vienna	Election Day 0	37	0	37
	Absentee 0	22	0	22
	Total 0	59	0	59
Marshalltown City 1-1	Election Day 1	56	0	57
	Absentee 0	12	0	12
	Total 1	68	0	69
Marshalltown City 1-2	Election Day 6	86	0	92
	Absentee 0	12	0	12
	Total 6	98	0	104
Marshalltown City 2-1	Election Day 3	88	0	91
	Absentee 4	79	0	83
	Total 7	167	0	174

		Write-In	Undervotes	Overvotes	Total
Marshalltown City 2-2	Election Day	6	110	0	116
	Absentee	0	57	0	57
	Total	6	167	0	173
Marshalltown City 3-1	Election Day	2	118	0	120
	Absentee	1	59	0	60
	Total	3	177	0	180
Marshalltown City 3-2	Election Day	4	112	0	116
	Absentee	4	91	0	95
	Total	8	203	0	211
Marshalltown City 4-1	Election Day	3	101	0	104
	Absentee	0	34	0	34
	Total	3	135	0	138
Marshalltown City 4-2	Election Day	0	132	0	132
	Absentee	1	46	0	47
	Total	1	178	0	179
State Center	Election Day	2	42	0	44
	Absentee	0	11	0	11
	Total	2	53	0	55
Total	Election Day	37	1,143	0	1,180
	Absentee	11	509	0	520
Total		48	1,652	0	1,700